

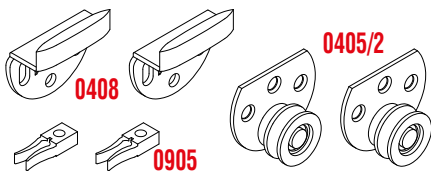
# SERIE 400 Linea per ante di legno in linea

SERIES 400 Line for aligned wooden doors



Sistemi scorrevoli per mobili / Sliding systems for furniture

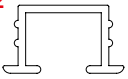

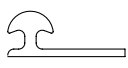
## KIT 0405/2-408 - MAX 30 KG

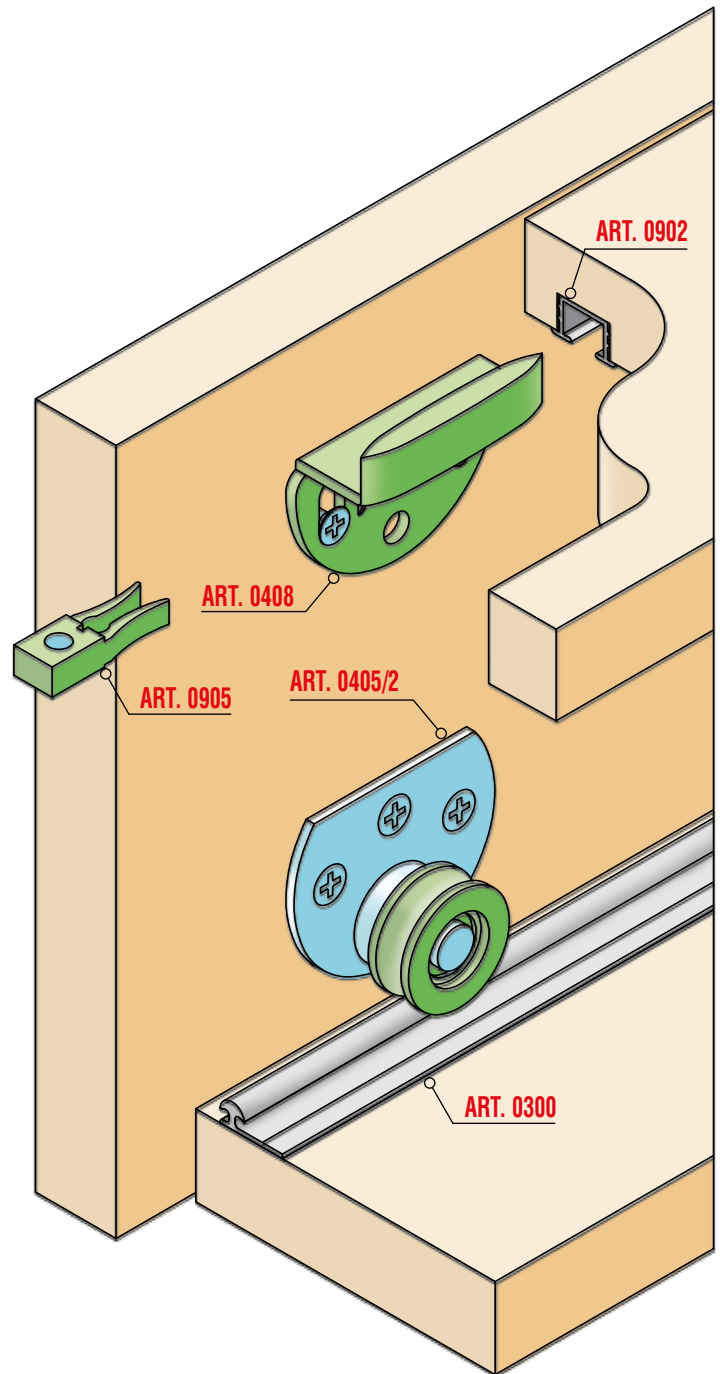


### Legenda KIT / Kit Legend

<b>0405/2</b>	Carrello inferiore con cuscinetto Ø25 <i>Lower truck with ball bearing Ø25</i>
<b>0905</b>	Fermo superiore <i>Upper stopper for profile</i>
<b>0408</b>	Guida superiore <i>Upper guide</i>

### Legenda altri componenti Legend other items

<b>0902</b>		Profilo alluminio superiore <i>Upper aluminium profile</i>
<b>0380</b>		Profilo alluminio inferiore <i>Lower aluminium profile</i>
<b>0300</b>		Profilo alluminio inferiore <i>Lower aluminium profile</i>



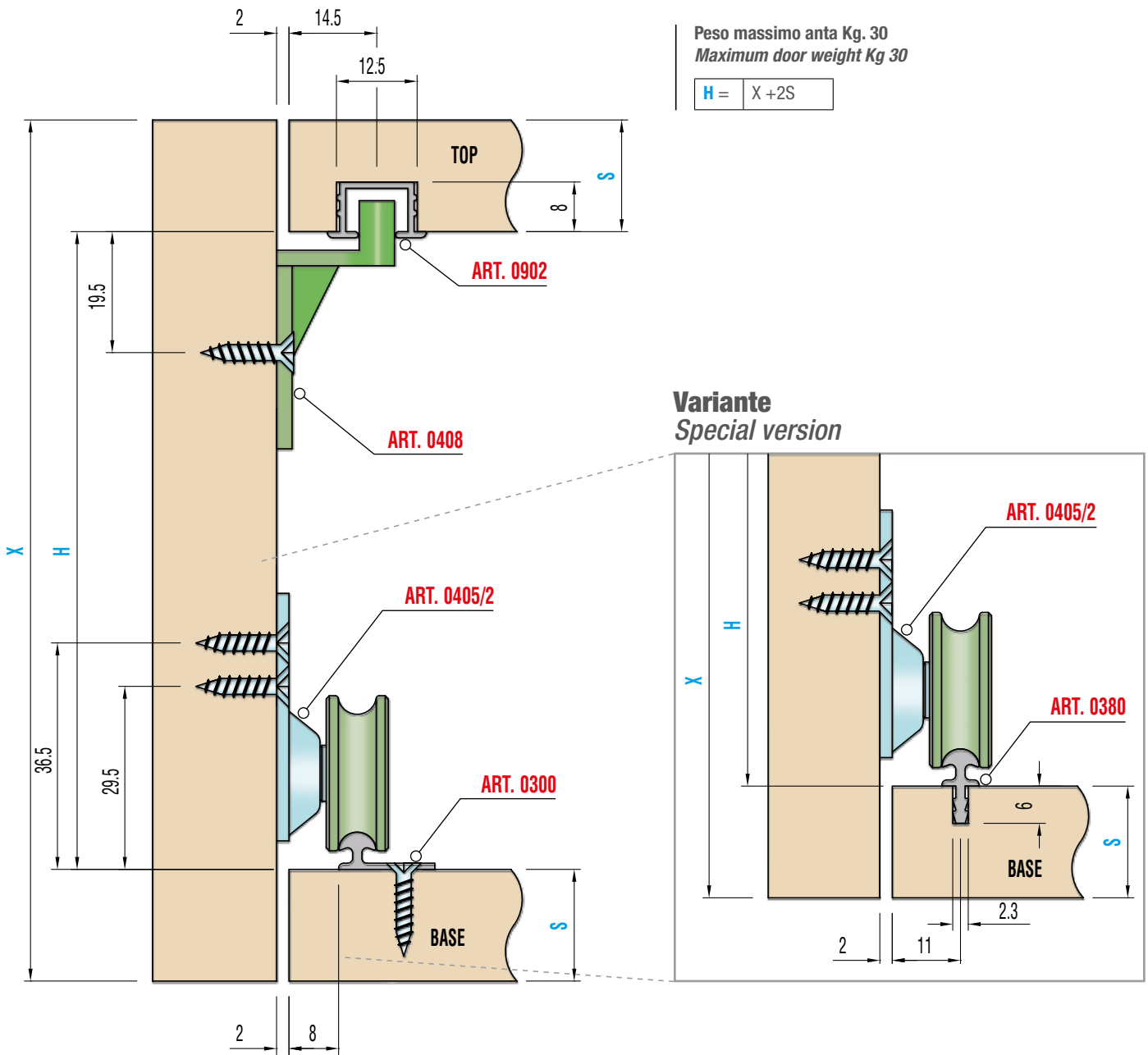


Sistemi scorrevoli per mobili / Sliding systems for furniture

## Sezione verticale / Vertical section

Peso massimo ante Kg. 30  
Maximum door weight Kg 30

$H = X + 2S$



## Schema Foratura ante / Doors drilling

